

SANTA BARBARA AIRPORT

AIRPORT MASTER PLAN

AIRFIELD CAPACITY FACTORS

AIRFIELD LAYOUT

Runway Configuration



Runway Use



Number of Exits



WEATHER CONDITIONS

VMC

Visual Meteorological Conditions



IMC

Instrument Meteorological Conditions



PVC

Poor Visibility Conditions



AIRCRAFT MIX

Category A & B Aircraft
(under 12,500 lbs)



Category C Aircraft
(12,500 - 300,000 lbs)



Category D Aircraft
(over 300,000 lbs)



OPERATIONS

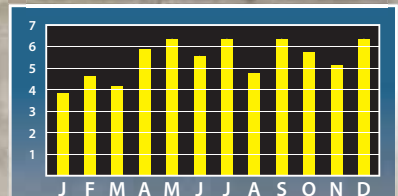
Arrivals



Departures



Total Annual Operations



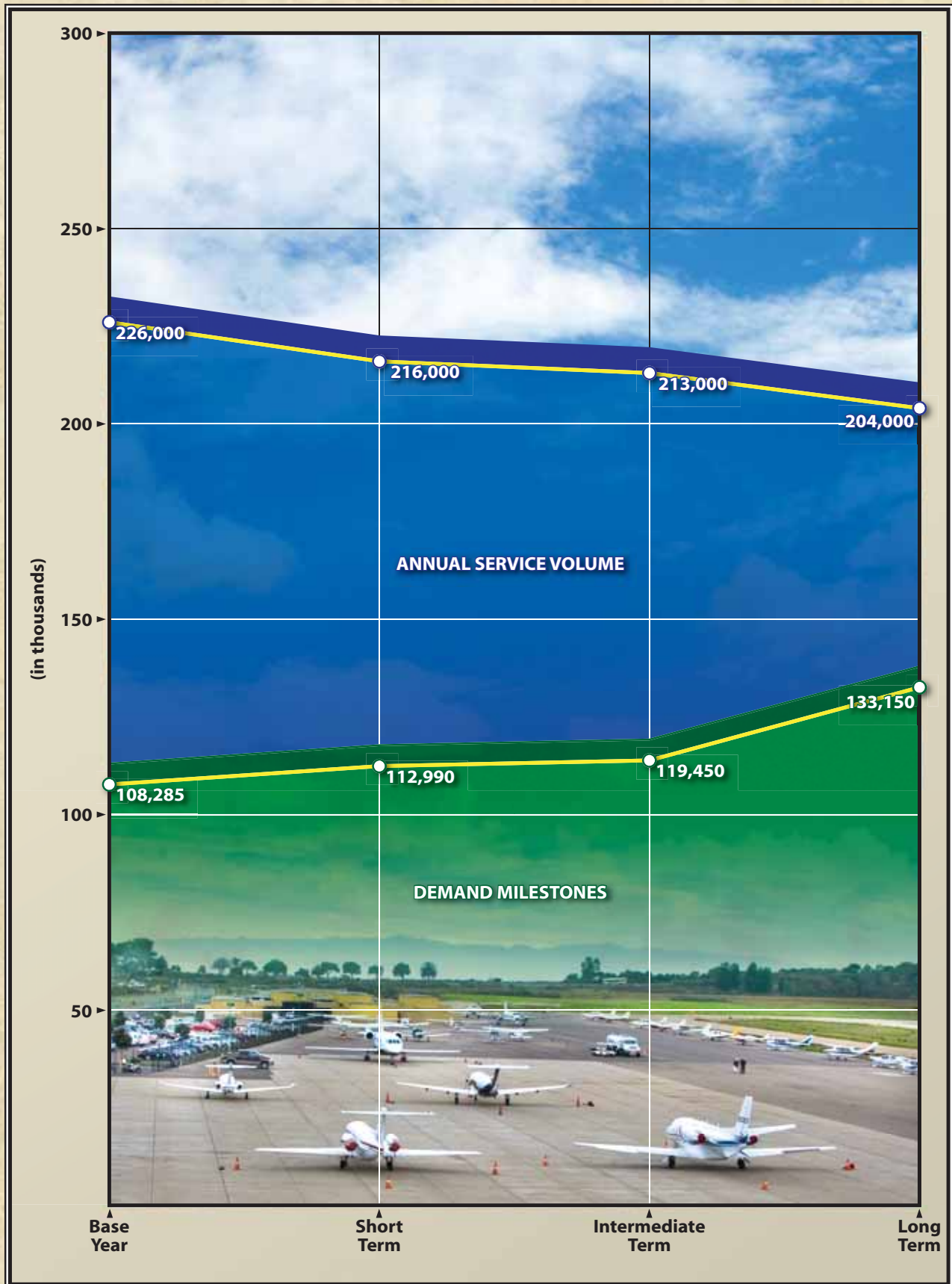
Touch-and-Go Operations



SANTA BARBARA AIRPORT

AIRPORT MASTER PLAN

AIRFIELD DEMAND VS CAPACITY



SANTA BARBARA AIRPORT

AIRPORT MASTER PLAN

TERMINAL GATE OCCUPANCY

GATE	AIRLINE	Time (Hours)																							
		1	2	3	4	5	6	7	8	9	10	11	12	13	14	15	16	17	18	19	20	21	22	23	24
1	U.S. AIRWAYS CRJ900																								
2	American Airlines ERJ135																								
	<i>Alaska Airlines</i> CRJ700																								
	FRONTIER EMB190																								
4	UNITED CRJ																								
5	UNITED EMB120																								

CRJ900



EMB190



ERJ135



CRJ





CRJ700



EMB120



Arrival- 
 Departure- 

Source: Santa Barbara Airport Flight Schedule, May 2012

SANTA BARBARA AIRPORT

AIRPORT MASTER PLAN

ON-SITE CIRCULATION AND ACCESS

